

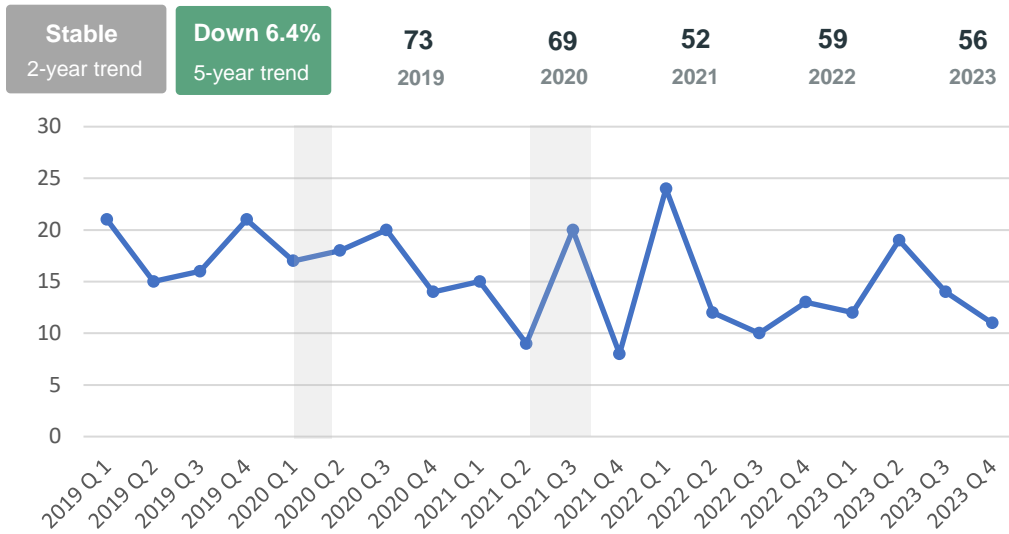
Trends in selected offences recorded by the NSW Police

COVID lockdowns



December 2023

1. Murder*



2. Domestic violence related assault



3. Non-domestic violence related assault



4. Sexual assault



*Counts represent the number of victims
% change reflects the average percentage change per year

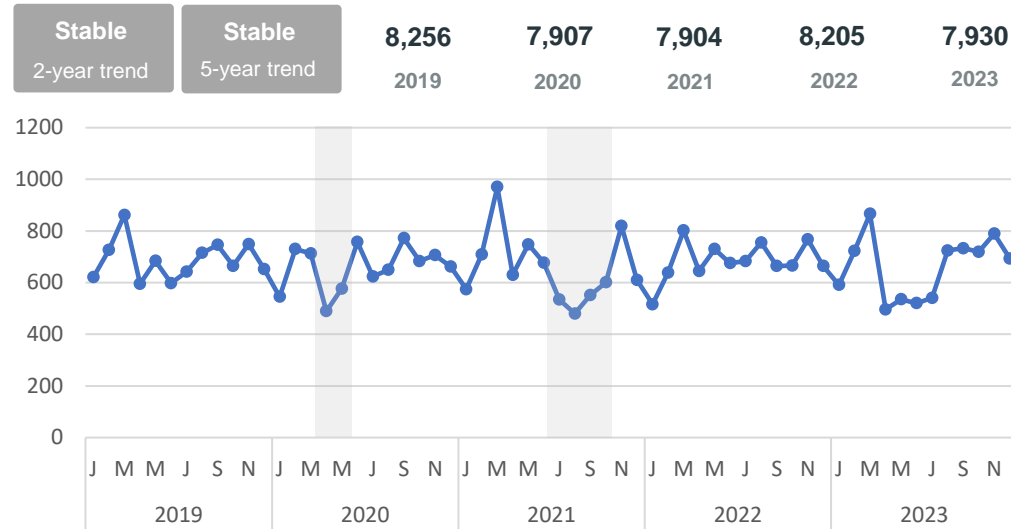
Trends in selected offences recorded by the NSW Police

COVID lockdowns



December 2023

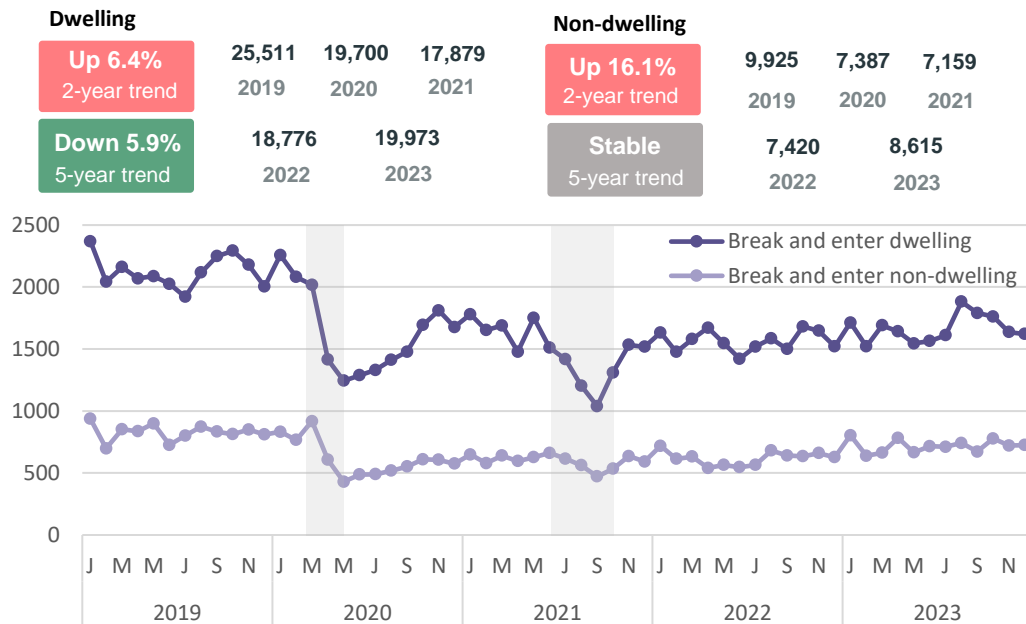
5. Sexual touching, sexual act and other sexual offences



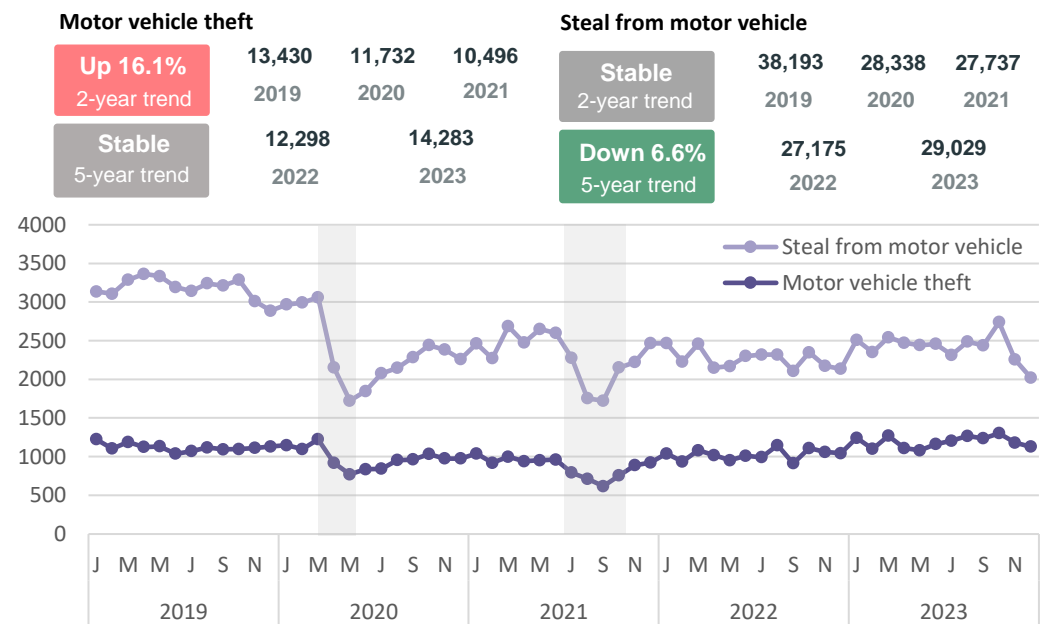
6. Robbery



7. Break and enter



8. Motor vehicle theft and steal from motor vehicle



Trends in selected offences recorded by the NSW Police

December 2023

COVID lockdowns



9. Steal from retail store and other theft

Steal from retail

Up 21.8%
2-year trend

27,061	19,982	17,983
2019	2020	2021

Stable
5-year trend

22,367	27,245
2022	2023

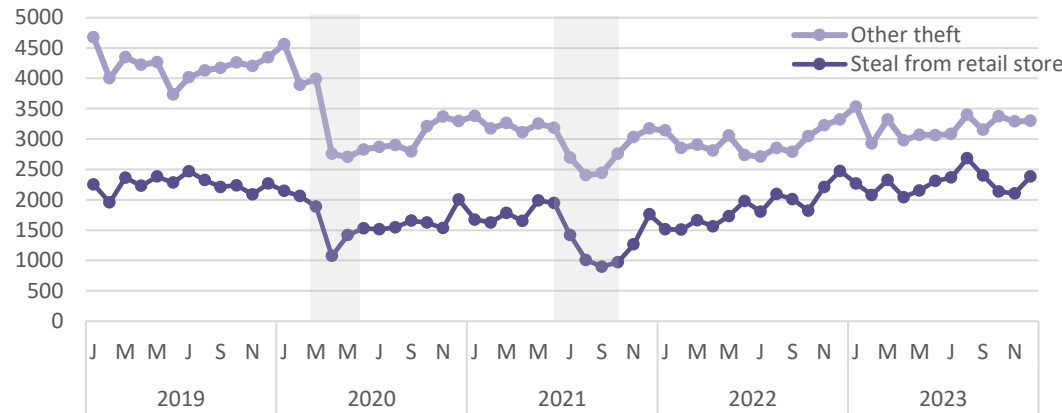
Other theft

Up 8.6%
2-year trend

50,370	39,165	35,870
2019	2020	2021

Down 6.5%
5-year trend

35,449	38,492
2022	2023

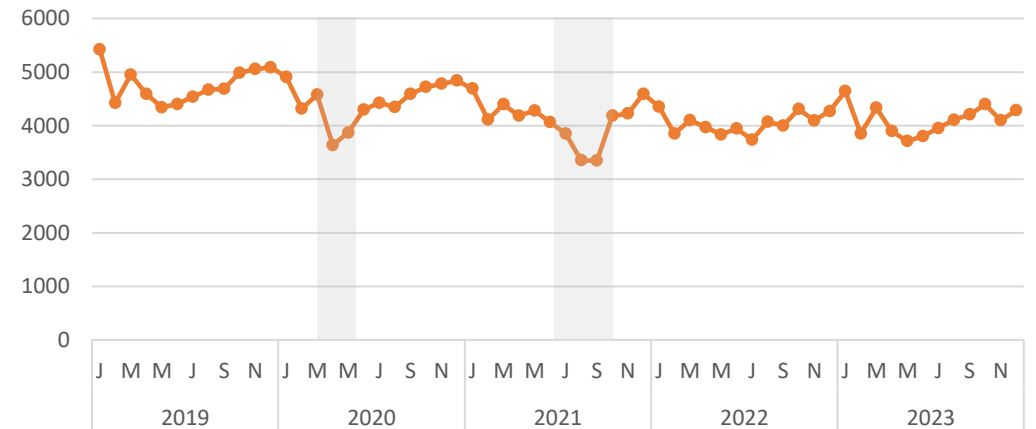


10. Malicious damage to property

Stable
2-year trend

Down 3.6%
5-year trend

57,171	53,325	49,294	48,552	49,299
2019	2020	2021	2022	2023

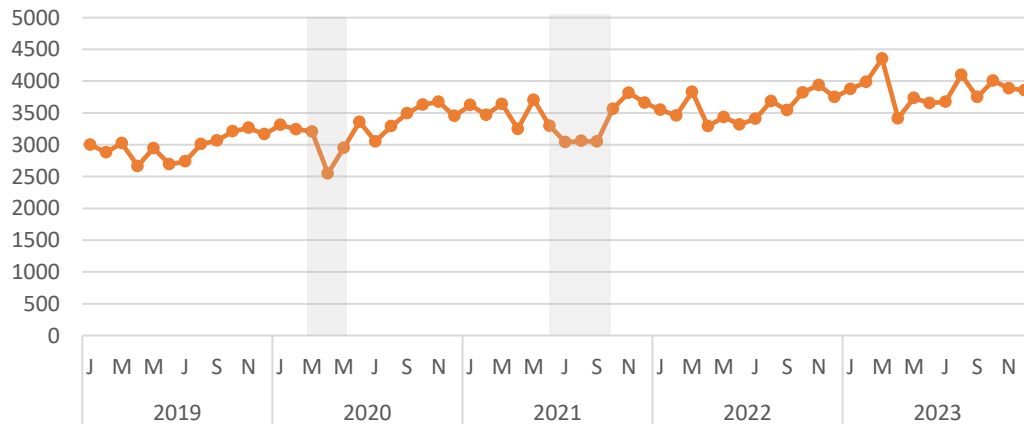


11. Intimidation, stalking and harassment*

Up 7.6%
2-year trend

Up 6.7%
5-year trend

35,659	39,209	41,174	43,023	46,290
2019	2020	2021	2022	2023

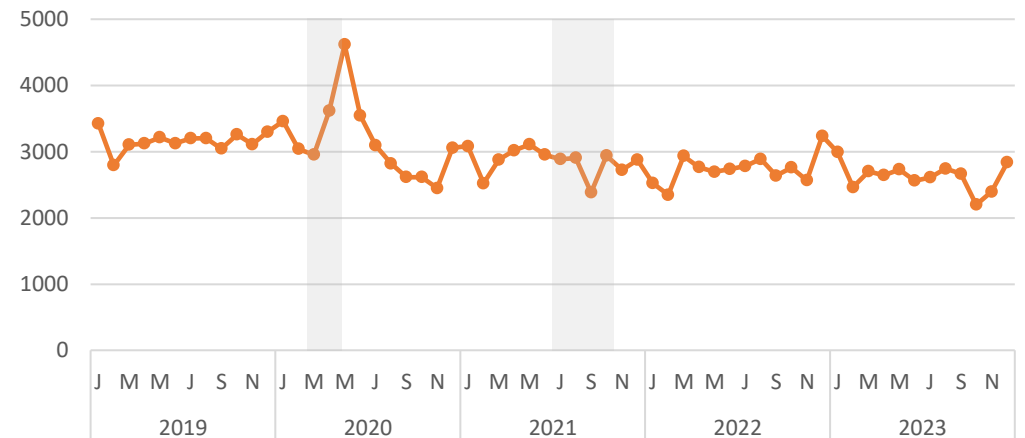


12. Drug possession*

Stable
2-year trend

Down 4.5%
5-year trend

37,908	37,896	34,289	32,882	31,556
2019	2020	2021	2022	2023



Trends in selected offences recorded by the NSW Police

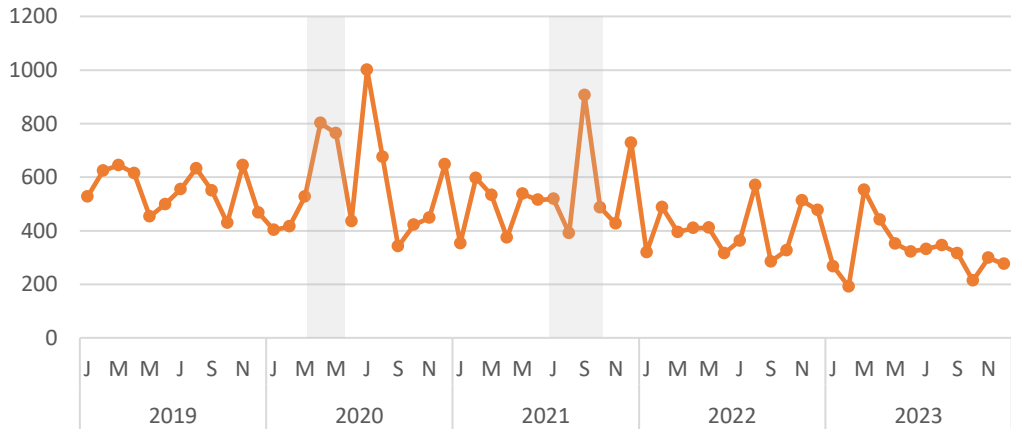
December 2023

COVID lockdowns



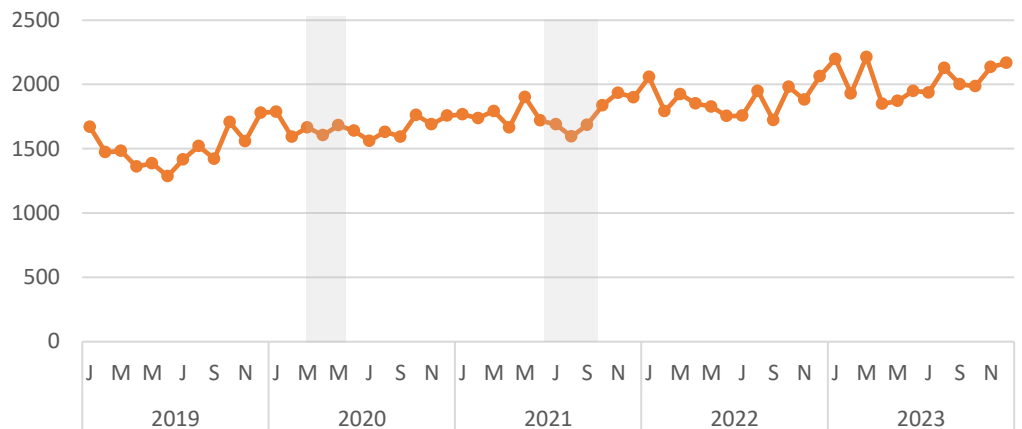
13. Drug Dealing/Trafficking*

Down 19.8% 2-year trend	Down 12.4% 5-year trend	6,644	6,886	6,370	4,875	3,909
		2019	2020	2021	2022	2023



14. Breach of AVO*

Up 8.0% 2-year trend	Up 7.8% 5-year trend	18,064	19,965	21,220	22,558	24,363
		2019	2020	2021	2022	2023



% change reflects the average percentage change per year

* Recorded incidents of Intimidation, AVO breaches and drug offences are heavily influenced by policing activity and priorities. Hence, trends in recorded incidents for these offences do not necessarily reflect changes in prevalence.